

Plant & Food
RESEARCH

RANGAHAU AHUMĀRA KAI



The New Zealand Institute for Plant & Food Research Limited

Nga Aho Rangahau o Maniapoto Project Symposium

Carlo van den Dijssel, Alistair Hall, Brent Clothier, Alby Marsh

20 May 2016

Past

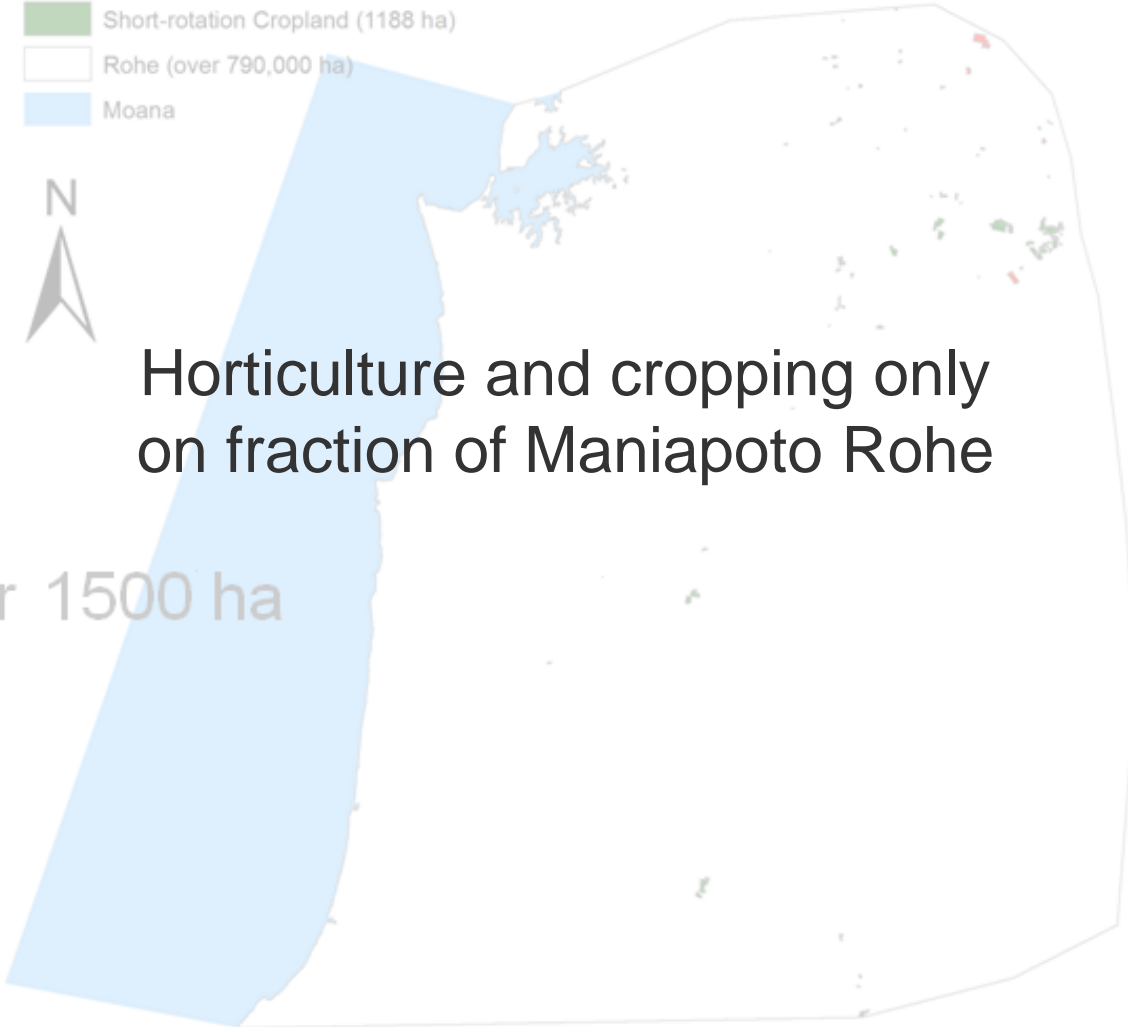
Legend

- Orchard Vineyard & Other Perennial Crops (361 ha)
- Short-rotation Cropland (1188 ha)
- Rohe (over 790,000 ha)
- Moana



Horticulture and cropping only on fraction of Maniapoto Rohe

Just over 1500 ha




Present



Legend

Suitability Classes



High level assessment shows strong indication for plenty of scope in horticultural expansion

Suitable for:
Market Gardening, Nurseries, Berries,
Flowers, Olives, Viticulture, Pipfruit

1

Suitability restricted to:
Market Gardening, Nurseries,
Berries, Flowers

2

Suitability restricted to:
Olives, Viticulture, Pipfruit

3

Suitability restricted to:
Market Gardening, Nurseries,
Berries

4

Suitability restricted to:
Olives, Viticulture

5

Suitability restricted to:
Berries

6

Over 140,000 ha...




Future



Legend

Suitability Classes



Existing growers, converted growers,
MMTB, industry and research providers
collaborate to realise potential
without sacrificing values

Suitable for:
Market Gardening, Nurseries, Berries,
Flowers, Olives, Viticulture, Pipfruit

1

Suitability restricted to:
Market Gardening, Nurseries,
Flowers

2

Suitability restricted to:
Market Gardening, Nurseries,
Viticulture, Pipfruit

3

Suitability restricted to:
Market Gardening, Nurseries,
Berries

4

Suitability restricted to:
Olives, Viticulture

5

Suitability restricted to:
Berries

6

Still over 8,000 ha...



Where to from here?

(identify what is required for actual land use change decision making)

Building partnerships to:

- » Select focus crops
- » Detailed suitability analysis for these crops
 - » Farm level
 - » Appropriate soil data for farm level assessment
 - » Climate data requirement dependant on crop selection
- » Economic assessment
- » Infrastructure requirements
- » Risk assessment
- » Investment

Plant & Food
RESEARCH

RANGAHAU AHUMĀRA KAI



The New Zealand Institute for Plant & Food Research Limited

Acknowledgements

All data reproduced with the permission of
Landcare Research New Zealand Limited and
the Maniapoto Māori Trust Board

www.plantandfood.co.nz

Carlo.vandenDijssel@plantandfood.co.nz